

STYLE GUIDE

THE  
MASTERPIECE®  
COLLECTION



MERILLAT CABINETRY



# FINDING YOUR STYLE.

The style of cabinetry you choose plays a significant role in the ultimate feel of the room. From understated to rich in detail, The Masterpiece® Collection offers door styles that complement—and complete—any look.

In addition, new foil options, suede finishes, and wood types like Rustic Alder mean you have even more freedom to create a fitting combination for your home. And with dozens of styles, this collection achieves both modern and classic spaces beautifully.



# SELECT YOUR DOOR STYLE.

Choosing the right door for your design starts with six basic styles, each achieving a distinct look. Different styles hold finishes uniquely and make the difference between classic and modern designs.



RECESSED

A recessed panel door has a flat panel set back inside the frame of a door.



RAISED

A raised panel door has a panel that rises in the center and is somewhat decorative.



SLAB

A slab-style door has the look of a single piece of wood with no panel or decoration. Drawer fronts are also available as slab on many styles.



SHAKER

Shaker is a style term given to specific door styles that provide a clean, orderly, and simple look.



FULL-OVERLAY


A full-overlay door style has very little cabinet frame showing around each door and drawer front, creating a seamless look.



HALF-OVERLAY


A half-overlay door style shows some cabinet frame around each door and drawer front.

# WOOD TYPES.



ALDER-RUSTIC (RA)

Commonly used for a rugged look with knotholes, burls, and mineral streaks. Can create a modern industrial look with a darker finish.



CHERRY (C)

Brings a rich, elegant feel. Common in fine furniture. Darkens or “mellows” with age. May contain small knots for added character.



HICKORY (H)

The hardest wood with the widest color variation. Random burls, knots, and mineral streaks give each hickory kitchen a unique sensibility.



QUARTERSAWN (Q)

This technique of cutting a tree at a nearly 90° angle creates a parallel and orderly feel to the grain—as opposed to the natural variances in the grain you’ll find with traditional woods.



EVERCORE® (E)

Want an especially smooth painted finish, with no cracks or shifts in the center panel? Extra-solid EverCore® doors and drawer fronts—made by super-compressing wood fibers—have no grain, and react less to temperature and humidity compared to regular wood.




CRAFTED HARDWOOD VENEER (CR)

This new veneer is designed for a more consistent color and grain pattern on every door. It’s engineered to give the look of Quartersawn Maple, Oak, or Cherry and is less susceptible to the expanding and contracting that comes with solid wood.




HICKORY-RUSTIC (RH)

Includes a combination of open knots, wormholes, dramatic color contrast and mineral streaks. These characteristics occur naturally.



MAPLE (M)

A go-to wood species—very uniform and predictable. Therefore takes lighter stain and paint colors well.



OAK (O)

Another popular, versatile wood with rich textures and grain patterns that lends itself to practically any application.





ATTICUS\*  
H/M/O



BRISTOW  
CR




BURTON\*  
C/H/M/O/E



EPIC  
C/M/E



FAIRLANE\*  
RA/C/H/M/O/E



FALLON  
C/M/O



CAPARO  
C/M



CIMMARON\*  
RA/C/RH/M/O



COLESON  
C/M



FOX COURT\*  
C/H/M/O



GALLINA\*  
C/M



GANON  
RA/C/H/M/O/E

\* shown with optional drawer front





HADLEY  
C/M



HARMOND  
C/M/O



HURLEY  
C/M



KNOXVILLE  
C/M/E



LEVAN  
C/M



LUCCA  
C/M



JADE  
C/M



JARVIS  
C/M



JENNINGS  
C/M



MARTEL  
RA/C/H/M/O/E



MESA\*  
QO



MONTRESANO\*  
RA/C/M/QO/E





RATHBUN  
C/M



RIVERSIDE  
C/M



ROCKWELL\*  
C/M



TOWNLEY\*  
RA/C/H/M/O/E



TURNER\*  
RA/C/M/QO



VEGA  
C/M



SAWYER  
C/M



SYLVAN  
RA/C/H/M/O/E




TEMORA  
C/M

\* shown with optional drawer front






CARLIN




HINCLEY



LADON




MAXUM




DOVE WHITE

#### WOOD-GRAIN FOIL

Wood-grain foils achieve a contemporary look with the texture of abstract wood-grain.



CANNON GREY



DOVE WHITE


#### HIGH-GLOSS FOIL

If you're considering a contemporary look, high-gloss foil can bring that modern, high-design feel to your kitchen.





CAPRI



GLENCOE



SALINE




SAVONA




WINTERPORT (SQUARE)



WINTERPORT (ARCH)



WHITE




CREAM

#### THERMOFOIL

A uniform, consistent, durable, and easy-to-clean finish. Great for laundry rooms, mudrooms, bathrooms, or other working spaces.

Cream Finish:  
Available only with Glencoe and Winterport door styles





CASTLEGATE  
MULLION



EVANSVILLE  
MULLION




HEWITT  
MULLION



PALLADIA  
MULLION



CHATEAU  
CAMED



CLASSIC  
CAMED



PALISADES  
CAMED




PENROSE  
CAMED




RALEIGH  
MULLION



SHOWCASE  
MULLION



TRADITIONAL  
MULLION




VISTA  
MULLION



VICTORIAN  
CAMED



YORKSHIRE  
CAMED



CROSSROADS  
ETCHED



LISBON  
ETCHED



PRAIRIE  
ETCHED




SATINA  
ETCHED







BISTRO  
GLASS



PRISM  
GLASS



SHADOW  
GLASS



MODERN  
FROSTED




RAVENNA  
TEXTURED  
GLASS



STYX  
TEXTURED  
GLASS



VAUXHALL  
TEXTURED  
GLASS



ANTIQUITY  
LAYERED  
GLASS



MIRAGE  
LAYERED  
GLASS



SILK  
LAYERED  
GLASS



WINTERSDAY  
LAYERED  
GLASS



CHALKBOARD



CASCADE  
TEXTURED  
GLASS



DOLACE  
TEXTURED  
GLASS



MODERN  
TEXTURED  
GLASS



MOIRÉ  
TEXTURED  
GLASS



FRESCO  
ALUMINUM  
FRAME



VETRO  
ALUMINUM  
FRAME





# FINISHES.

We believe the way cabinetry is finished is just as important as the material from which it's made. That's why every piece of cabinetry is hand-finished by our skilled craftspeople. Whether it's hand-spraying, rubbing, detailing, or distressing, the artistry put into each piece ensures that your cabinetry will be a Masterpiece—and completely unique to your home.


## MASTERCOAT™ FINISHING SYSTEM.

To ensure a lifetime of quality, our proprietary MasterCoat™ Finishing System runs through every aspect of our manufacturing process. Beginning with wood selection, to carefully applied paints and stains, through our proprietary topcoat, this process means your cabinetry is crafted to last.




# PAINTS.

For a smooth, even look, paints give you control over the exact color of your cabinetry and achieve a uniform feel.



PAINTS WITH GLAZE

The glazing process adds visual depth and interest in the corners, crevices, and ridges of the cabinetry, bringing out unique qualities of each design. Since it's applied by hand, no two doors are exactly the same.



VINTAGE PAINT

A finish that gives a painted door a sense of history and the feeling of being well-loved. The door's distressed and sanded corners allow a little of the original wood to show through.




PAINTS WITH SUEDE TOPCOAT

A suede topcoat softens the tone of the paint with a matte finish. Like our standard topcoat, a suede topcoat provides durability and resistance to scuffs, stains, UV fade, and cleaning chemicals.



DOVE WHITE




DOVE WHITE W/  
CINDER GLAZE




DOVE WHITE W/  
COCOA GLAZE



VINTAGE DOVE  
WHITE\*



CANVAS



CANVAS W/  
CINDER GLAZE



CANVAS W/  
COCOA GLAZE



VINTAGE  
CANVAS\*



SURFSIDE



MOONSHINE



MOONSHINE W/  
CINDER GLAZE



MOONSHINE W/  
COCOA GLAZE



VINTAGE  
MOONSHINE\*



LINEN



LINEN W/  
CINDER GLAZE



LINEN W/ COCOA  
GLAZE



VINTAGE LINEN\*



BURMESE



LAGOON

All paints and stains are shown on Maple unless marked otherwise.

\* Shown on Cherry



BONSAI



PEBBLE GREY



PEBBLE GREY W/  
COCOA GLAZE



VINTAGE PEBBLE  
GREY\*




GREYLOFT



GREYLOFT W/  
SABLE GLAZE




VINTAGE  
GREYLOFT\*




MIDNIGHT



MIDNIGHT W/  
ONYX GLAZE



VINTAGE  
MIDNIGHT\*



ONYX



VINTAGE ONYX\*

# AGED TECHNIQUE.

Our aged technique achieves the look of well-loved cabinetry. Each piece is hand sanded before our artisans apply distressing effects, including edge rasping, worm holes, softened corners and edges, and random dent patterns. Next comes the color – paint and glazes add beauty and dimension and a dry-brushing technique creates a subtle linear accent. Burnishing material is then used to accent the softened corners and edges. Prior to the final step, fly speck is applied randomly to add depth and dimension to the finish. We top it off with our suede topcoat for a beautiful matte finish. Because every detail is hand applied, no two pieces will ever look alike.



AGED PAPYRUS



AGED CONCRETE



AGED RIVER  
ROCK

All paints and stains are shown on  
Maple unless marked otherwise.

\* Shown on Cherry



# STAINS.


Stains come in a range of colors to enhance the natural grain, swirls, and texture distinct to each species.




NATURAL



HONEY SPICE



FAWN\*\*



DISTRESSED  
FAWN\*\*



PRALINE



PRALINE W/  
ONYX GLAZE



DISTRESSED  
PRALINE



STAINS WITH GLAZE

Glazing adds depth and dimension to a door. It's done by hand-spraying a flood coat of glaze over the entire base stain, then hand-wiping and detailing the door so the glaze stays in the cracks, crevices, and grain-lines.



GINGER



GINGER W/  
SABLE GLAZE



DISTRESSED  
GINGER




CINNAMON\*




CINNAMON W/  
ONYX GLAZE



DISTRESSED  
CINNAMON




SUNSET\*



DISTRESSED  
SUNSET\*



HUSK\*



DISTRESSED  
HUSK\*




BALTIC\*




DISTRESSED  
BALTIC\*

All paints and stains are shown on Maple unless marked otherwise.

\* Shown on Cherry  
\*\* Shown on Oak



SADDLE



DISTRESSED  
SADDLE



DISTRESSED STAIN


Distressing mimics the imperfections of reclaimed wood by adding wormholes, softened corners, rasped edges, and other deliberate methods of loosening the sense of uniformity; all done by hand. A suede topcoat is standard.




COGNAC




DISTRESSED  
COGNAC




AUTUMN BLUSH\*



AUTUMN BLUSH  
W/ ONYX GLAZE\*



DISTRESSED  
AUTUMN BLUSH\*




KAFFÉ




DISTRESSED  
KAFFÉ




CHESTNUT



CHESTNUT W/  
ONYX GLAZE



DISTRESSED  
CHESTNUT



SLATE



DISTRESSED  
SLATE




CHOCOLATE\*



CHOCOLATE W/  
EBONY GLAZE\*



DISTRESSED  
CHOCOLATE



PEPPERCORN



DISTRESSED  
PEPPERCORN



CANNON GREY\*\*




DISTRESSED  
CANNON GREY\*\*



MOLASSES



DISTRESSED  
MOLASSES



STAINS WITH SUEDE  
TOPCOAT

A suede topcoat softens the overall color tone of a stain with a matte finish. Like our standard topcoat, a suede topcoat provides durability and resistance to scuffs, stains, UV fade, and cleaning chemicals.

All paints and stains are shown on  
Maple unless marked otherwise.

\* Shown on Cherry

\*\* Shown on Oak



# DECORATIVE HARDWARE.

In great design, the details make the difference. The Masterpiece® Collection offers hardware that complements or adds a pop of personality to the space. See more of our finishing touches at [Merillat.com](https://Merillat.com).




BALUSTER




FORDHAM



JERICOH




MODE (PULL)




MODE (KNOB)




SMITHWICK



TIDE



TRUNK



WATERTON



# EXCEPTIONAL QUALITY IS BUILT IN.

The Masterpiece® Collection is made exceptional through its construction. From the added strength of our 90-lb rated door slides to the durability made possible through our MasterCoat™ finishing system, quality is at the heart of all we do.



MASTERCOAT™  
FINISHING SYSTEM



I-BEAM CONSTRUCTION



SOLID-WOOD DOVETAIL  
DRAWERS




DEEP DRAWER BOXES



90-LB DRAWER SLIDES



FULL EXTENTION  
DRAWERS



SOFT-CLOSING DRAWERS  
AND DOORS

## LEARN MORE.



Visit [Merillat.com](https://Merillat.com) to see all of the benefits that The Masterpiece® Collection has to offer.





# FOLLOW US AND GET INSPIRED.

Follow Merillat Cabinetry on Facebook, Twitter, Houzz, and Instagram for design inspiration and tips to make your space both functional and beautiful.



# THE MASTERPIECE<sup>®</sup> COLLECTION ONLINE.

Head to [Merillat.com](http://Merillat.com) to see all Merillat Cabinetry has to offer. Our site provides you with many ways to inspire organizational solutions with beautiful cabinetry options.

Here, you can:

- View inspirational designs and photos.
- Download floor plan drawings from featured kitchens to gather design ideas.
- Visualize door styles by wood species and finish.
- Use the “Features & Accessories for Your Lifestyle” to view organizational solutions by room type.
- Learn about wood characteristics, installation, and dos and don'ts of cabinetry care.



MERILLAT CABINETY



THE  
**MASTERPIECE®**  
COLLECTION

**LIFETIME**  
LIMITED WARRANTY



MERRILLAT CABINETRY

**BUILT FOR LIFE.**

When you purchase cabinetry from The Masterpiece® Collection, you're investing in the overall quality, comfort, and beauty of your home. We take this responsibility seriously. Which is why we proudly stand behind our quality craftsmanship with a limited lifetime warranty. Your investment in The Masterpiece® Collection is protected for as long as you own it.

Review our full Limited Lifetime Warranty or register your warranty at  
**[Merillat.com/customer-support/warranty-info.html](https://Merillat.com/customer-support/warranty-info.html)**







MERILLAT CABINETS

MERILLAT.COM

@MERILLAT



Actual colors may vary slightly due to printing limitations.  
For full color accuracy, please visit your Merillat Cabinetry professional.

©2018 Masco Cabinetry LLC.  
Printed in the USA (216746)

